



Frama Information Guides:


Printing Reports/Statements


The Frama Matrix series has the ability to print comprehensive reports directly from your franking system. This will aid you in keeping on top of your remaining credit, your reset values and also allows for reporting on specific cost centres for departmental budgeting.


To begin:

- From the main menu press the  button in the top right hand corner
- Then press 'info print'
- The select report FramaOnline 2, once selected (highlighted) press 
- Nb: you can select report CC for individual cost centre reports
- You will have a choice of Pro Forma Invoice, F02 Statement or PPI report
- Once you have selected your chosen report it will say 'ready to print' on the left hand side
- Prepare your label, card, paper or envelope and feed it through
- Your report should now be printed for your use

Below are samples of how your statements will appear.

FramaOnline2 - Proforma Invoice 10.06.09 15:23			Serial Number: 2424560		Frama UK Limited F R A M A 
Licence: F1000000					15 Limes Court
Model: Matrix F4	Current Credit: 50.27			Hoddesdon	
SW-Version: 04.01.00	Re-set Value: 50.00			Herts	
TM-Version: 0.0.0	Credit Old: 0.27	Transact. Date: 20.04.09 16:31	VAT Reg. No: 523269355		Vat exempt

FramaOnline2 - Statement 10.06.09 15:23			Serial Number: 2424560		Frama UK Limited F R A M A 
Licence: F1000000					15 Limes Court
Model: Matrix F4	Current Credit: 50.27	Check Sum: 100.00			
SW-Version: 04.01.00	Re-set Value: 50.00				
TM-Version: 0.0.0	Credit Old: 0.27	Transact. Date: 20.04.09 16:31	VAT Reg. No: 523269355		Vat exempt

Report Cost Centre 10.06.09 15:23			CC 1: CC 1		F R A M A 
Licence: F1000000			Serial Number:		
Model: Matrix F4	Period 1	Period 2	Total		
SW-Version: 04.01.00	R1-Piece: 255	R2-Piece: 255	T-Piece: 255		
TM-Version: 0.0.0	R1-Value: 116.73	R2-Value: 116.73	T-Value: 116.73		